

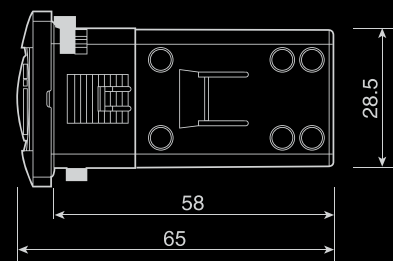
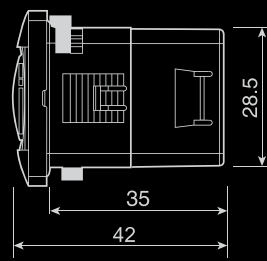
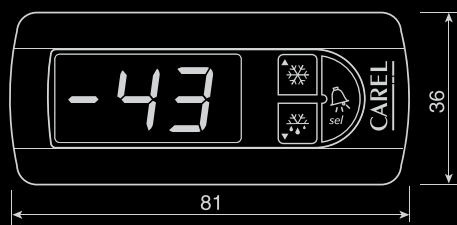
 **plug-in**



***powersplit*** ...the network evolution!



**CAREL**  
Technology & Evolution


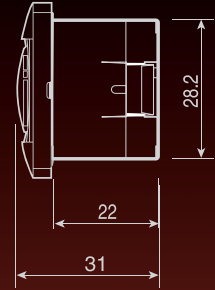


PST00VR100,  
PST00SR300, PJC 2 Hp

PJS,Y 2 Hp



PTS00LR200



**powersplit** is the new controller for multiplexed showcases with on-board compressors.

Thanks to the continuous monitoring of critical events (HACCP), the local network, the connection to the supervisory and telemaintenance

**plug-in**

systems, the power relay outputs, the auxiliary terminal block on the board, the light sensor etc. this controller represents the TOP of the range for the management of the entire unit.



## ***powersplit ...total control!***

***powersplit*** is not just a controller, but rather a range of products.

It is available in configurations with 4 or 6 outputs, and with or without

built-in clock. This means flexibility, the possibility to adapt the controller

not only to a type of cabinet, but also to a series of cabinets that

can then be differentiated according to the type of

interface display, the HACCP management,

the time-based defrosts and in

general all the options

featured on the

controller, while exploiting

the advantages of having just

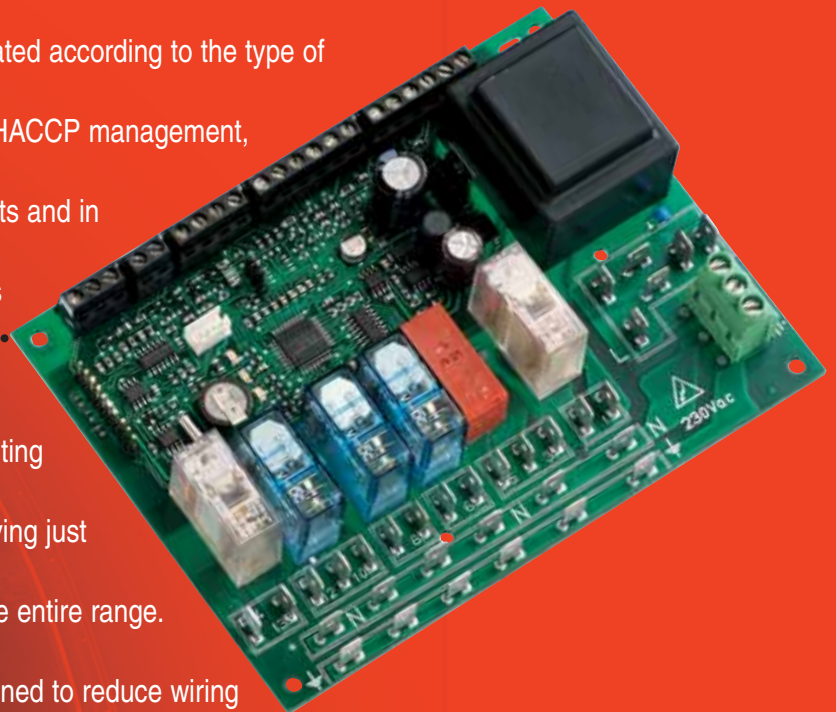
one intelligence for the entire range.

***powersplit*** is designed to reduce wiring

and the related power components, with a consequent reduction

in the management of product codes and inevitably costs.

All with the maximum reliability of a standard product.



Comply with  
**HACCP**  
93/43/EU



### With programming key

The programming key allows the instrument to be programmed quickly, even when not powered, with the certainty of not having made errors.

It reduces the number of product codes managed and allows the controller to be programmed in just a few seconds, even during the end-of-production testing phase. This is an important tool also for the service network.



### Light sensor

An absolutely new feature in refrigeration! This measures the variations in light inside the refrigerated compartments, thus allowing the controller to activate the functions featured as a response to the opening of the door. This represents a significant advantage, considering that just one sensor replaces a series of micro-switches on the doors.



### Local network connection and RS485 connection

*powersplit* has been designed to manage plug-in showcases, and as standard offers serial connection to a local network. The advantages of the local network for optimising units with a number of sections are described on the following pages. By adding the RS485 option, the local network can be used for connection to a CAREL remote supervisor and remote management system.



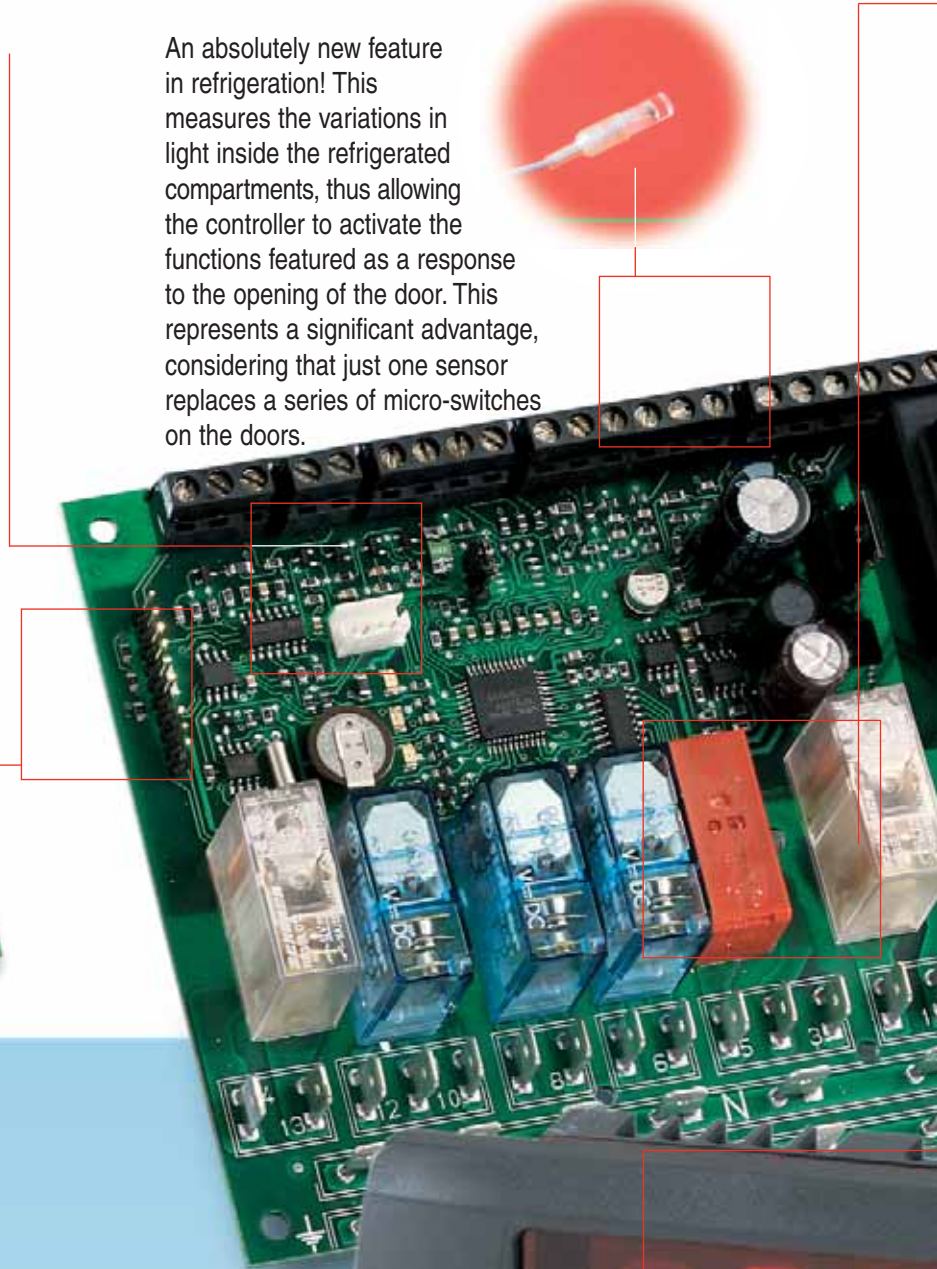
### Small display

This terminal has the same appearance and drilling template (32x74 mm) as all the plug-in series controllers. The innovations have been introduced with this new-concept controller with the aim of maintaining the same feel for those who use the plug-in range of instruments. This is important both from an aesthetic and functional point of view, in that the users of this controller require very short time to fully exploit all the functions.



### Large display

As well being aesthetic it is also very powerful. With 8 digits, the keypad is more ergonomic and is thus more ergonomic than the classic polycarbonate. The buttons are back-lit and easy to see. Direct access to the functions: light, defrost and control. The display too can be easily customised using the keypad. One very important detail: just 22 mm.




### Power relay

Power is the key word for this controller. The figures speak for themselves: 2 Hp compressor, 3200 W defrost, 70 A peak for the light output, changeover alarm relay and auxiliary relay to control the other general functions.

### Built-in auxiliary terminal block

Evolution not only means more software functions but also increasing integration between the electrical panel and control electronics. This is why the board features a complete power terminal block for the direct connection of the loads, including the earth connection, without requiring an external component for relaying the wiring. This means savings in time and surely less possibility of errors during the production phase.




... team work!


### Display

This can always be connected in parallel with the interface used to set the parameters. It can also display the temperature of the third probe located in the hottest point of the cabinet, as required by the standard EN441-13.

ally pleasing  
. The display has 4  
ade using silicon  
nomic and reliable  
arbonate, the buttons  
o use, thanks to the  
nctions, HACCP,  
nuous cycle. This  
ily and economically  
removable panel.  
etail is the depth:



# ... team work!



## A new, powerful tool: the local network

With the **powersplit** you will discover the advantages offered by the local network in the management of your multi-section units. The **powersplit** local network is very simple to use: just connect 2 wires between the controllers that manage the various sections of your units.

The **powersplit** local network, included as a standard feature, means less wiring and more rational management of the sections. With the local network, all the controllers can be centralised onto just one display. This means that when pressing the light button, the command is sent via serial connection to all the boards, which activate the light relay at the same time, all without additional wiring.

The same is true for the ON/OFF, manual defrost, continuous cycle, and AUX commands. The local network allows also the alarms from the different controllers, that is, from the different sections of the cabinet, to be centralised onto just one terminal. Furthermore, it allows defrosts to be synchronised: the defrosting of all sections starts at the same time and ends independently, according to the status of the different sections. The following refrigeration phase is started at the same time for all the sections upon completion of the defrost.

*For further information, please refer to the instruction manual.*

## ...standards compliance



### Comply with EN 441

The European standard EN441-13 defines the criteria for measuring the temperature of refrigeration units. In particular, it establishes the characteristics of the instrument used to make the measurements

in terms of precision, resolution, field of measurement and time constant. In addition, there are precise indications regarding the position of the temperature probe, which must be able to display the "hot point" (this does not normally coincide with the controlled temperature).

The plug-in series controllers satisfy the requirements of this standard. The control temperature and "hot point" can be managed separately on the display of the unit. In the models fitted with a clock, HACCP management is standard!

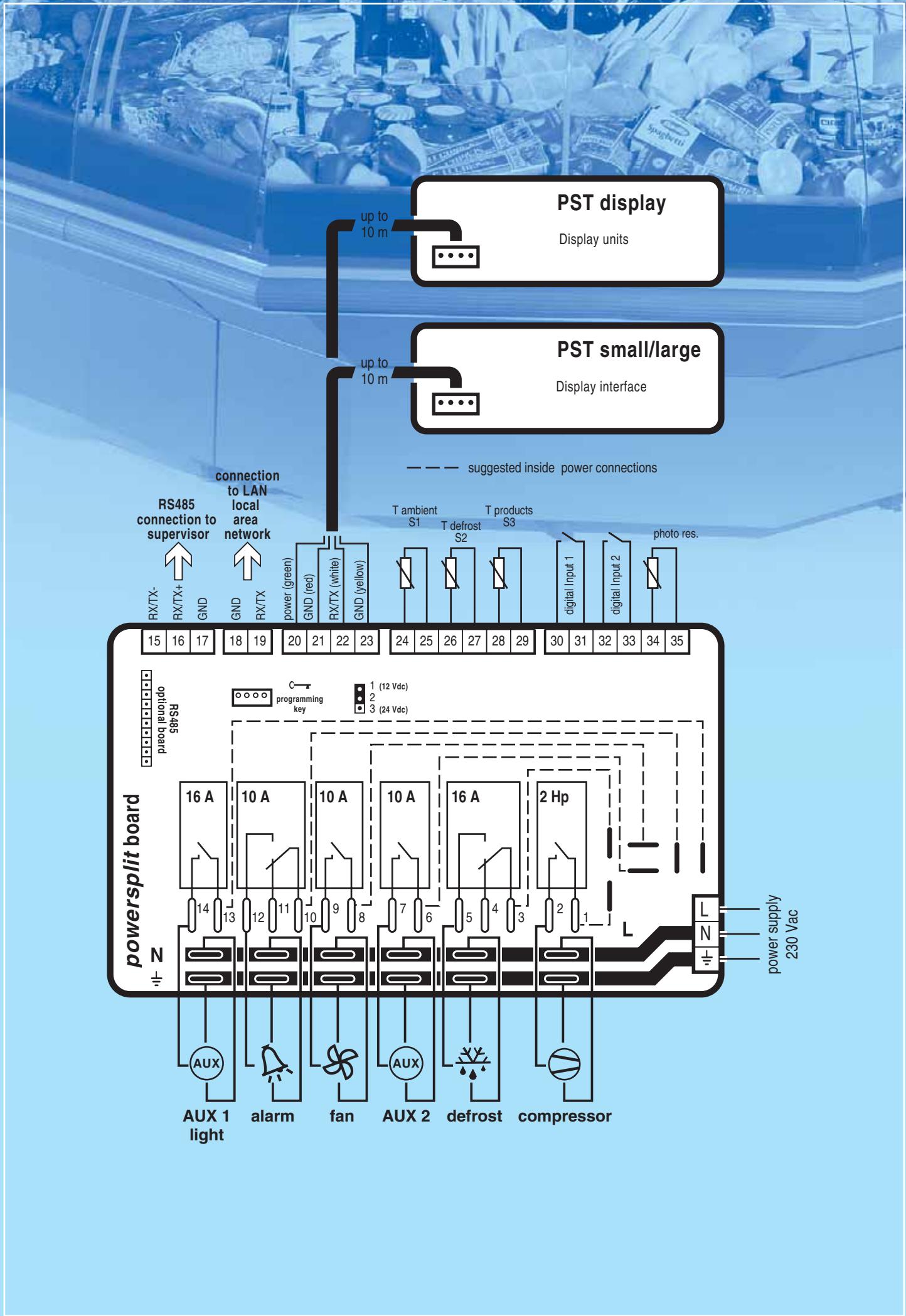
### Comply with HACCP 93/43/EU

This guarantees the temperature control of stored food products in compliance with the requirements of the HACCP system.

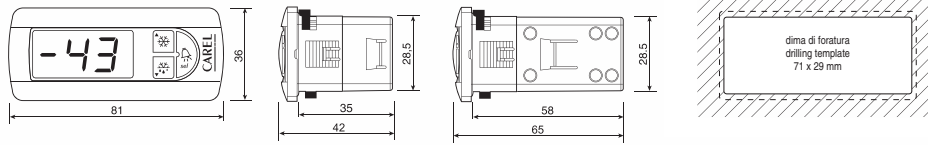
The parameters are set directly in the instrument, and the limits of time and temperature required by the standards for stored food can also be set.

The controller automatically monitors the unit, signalling any critical situations. It provides a warning signal if the set limits are exceeded, saving the main information to EEPROM (permanent memory). Furthermore, it signals power failures in the event where this affects the maintenance of the required temperature.

All the data can be easily read on the instrument, and the alarm events are signalled automatically.

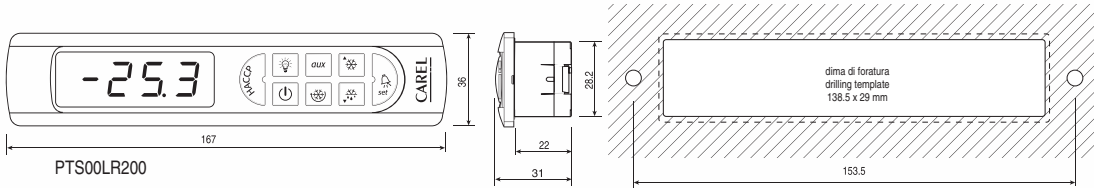


		OUTPUTS						INPUTS				PLUS								
	Vac power supply	compressor	defrost	ventilated evaporator	alarm	light	aux	ambient temperature	defrost temperature	product temperature	ON/OFF input	HACCP	easy link	quick mounting	back-tilt keypad	removable terminals	buzzer	real time clock	LAN connection	RS485 optional
PST00VR100								●							●					●
PST00LR200															●		●			●
PST00SR300								●			●				●		●			●
PSB0000000	230	2 Hp	16 A	●	●			●	●	●	●		●						●	●
PSB0001000	230	2 Hp	16 A	●	●			●	●	●	●	●	●					●	●	●
PSB0000100	230	2 Hp	16 A	●	●	●	●	●	●	●	●	●	●						●	●
PSB0001100	230	2 Hp	16 A	●	●	●	●	●	●	●	●	●	●					●	●	●



PST00VR100,  
PST00SR300, PJC 2 Hp

PJS,Y 2 Hp



PTS00LR200

